

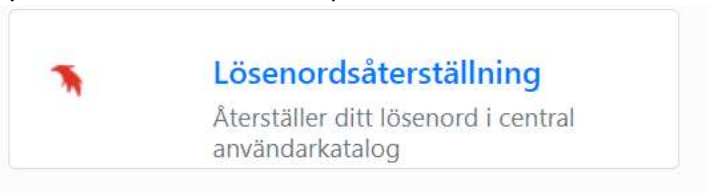
Guide- Återställ ditt lösenord

1. Gå till Skolportalen och logga in med BankId. Använd mobiltelefon och kamera och fotografera under QR-kod.

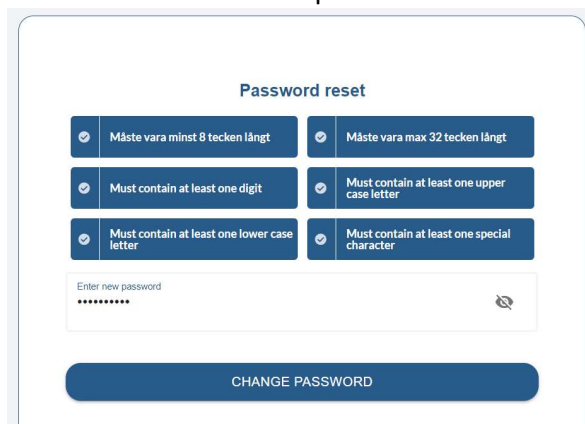


Alternativt kan du logga in via webbläsare och ange adressen: <https://molndal.se/skolportal>

2. Bläddra ner tills du hittar tjänsten "Lösenordsåterställning". Se symbol nedan. Klicka på länken.



3. Ange ditt nya lösenord. Ditt lösenord måste uppfylla alla villkor innan du kan klicka på ändra lösenord.

A screenshot of a "Password reset" form. At the top, it says "Password reset". Below are six blue boxes, each with a checkmark and a requirement: "Måste vara minst 8 tecken långt", "Måste vara max 32 tecken långt", "Must contain at least one digit", "Must contain at least one upper case letter", "Must contain at least one lower case letter", and "Must contain at least one special character". Below these is a text input field labeled "Enter new password" with a masked password "*****" and an eye icon. At the bottom is a blue button labeled "CHANGE PASSWORD".

Klart! Ditt nya lösenord är giltigt omedelbart.

Guide – Reset your password

1. Go to the School Portal and log in with BankId. Use mobile phone and camera and shoot below QR code.

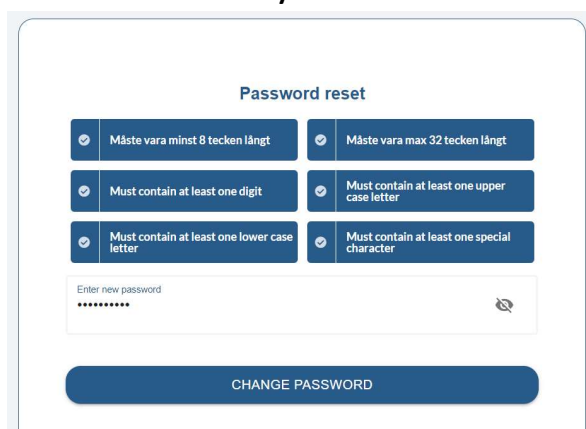


Alternatively, log in via web browser and enter the address:
<https://molndal.se/skolportal>

2. Scroll down until you find the "Lösenordsåterställning" service. See symbol below. Click the link.



3. Enter your new password. Your password must meet all the conditions before you can click change password.

A screenshot of a web form titled "Password reset". At the top, the title "Password reset" is centered. Below it are six blue boxes, each containing a white checkmark icon and a password requirement: "Måste vara minst 8 tecken långt", "Måste vara max 32 tecken långt", "Must contain at least one digit", "Must contain at least one upper case letter", "Must contain at least one lower case letter", and "Must contain at least one special character". Below these boxes is a text input field with the placeholder "Enter new password" and a masked password "*****" followed by a small eye icon. At the bottom of the form is a large blue button with the text "CHANGE PASSWORD" in white capital letters.

Done! Your new password is valid immediately.